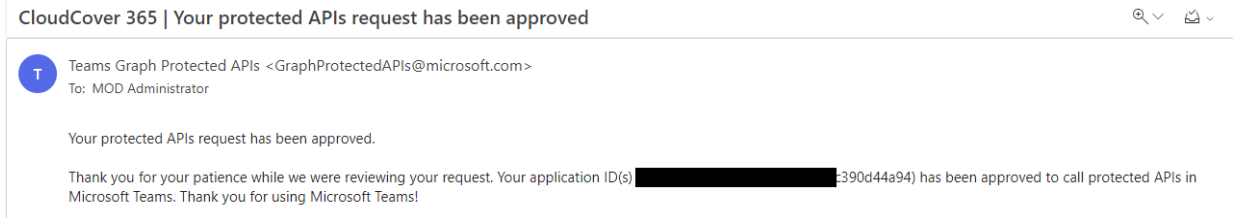


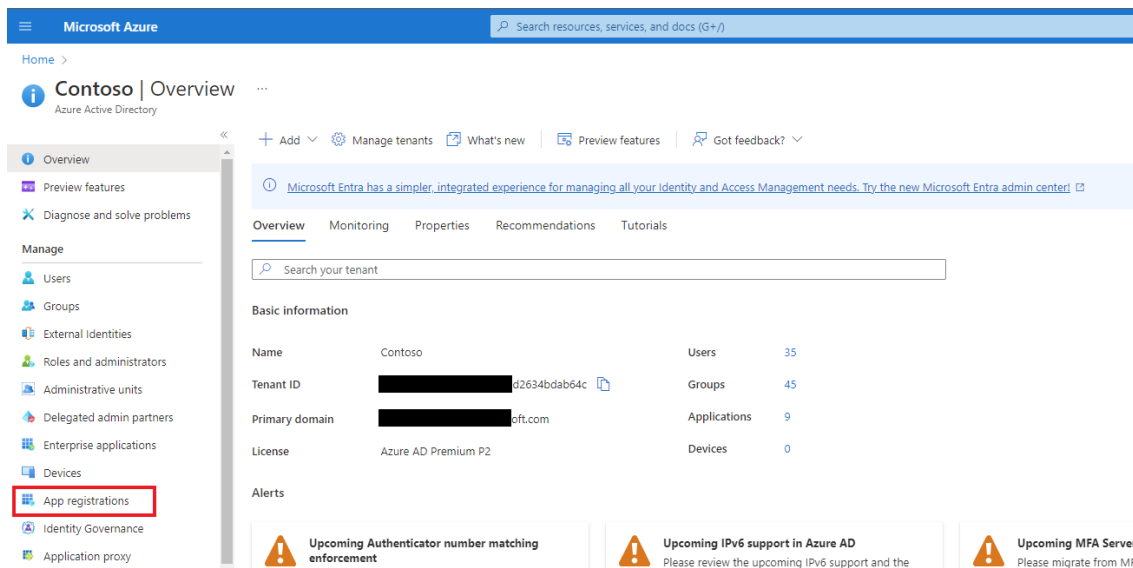
# Granting access to Teams channel messages API for CloudCover 365 Backup application

When the application to Microsoft for access to restricted APIs has been approved, you should receive an email confirming this.

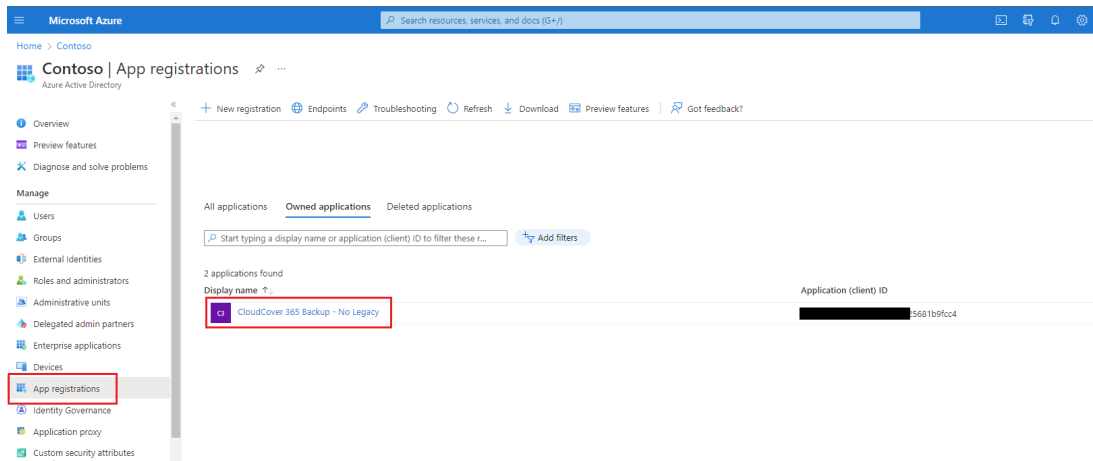


Before you either edit an existing or create a new CloudCover 365 Backup job with Teams Channel Chat access, you will need to grant the application permission to the 'ChannelMessage.Read.All' API within Microsoft Azure Portal. Please follow the instruction below to do this.

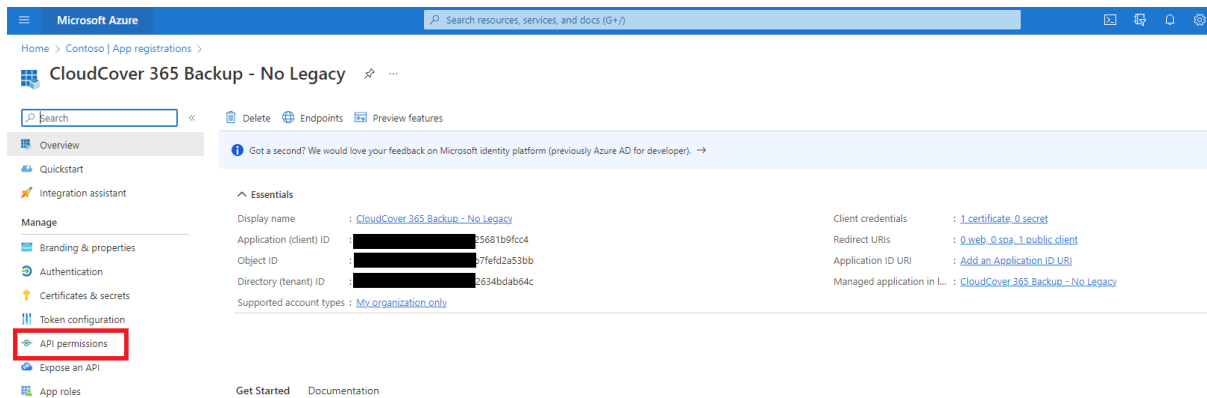
Access [azure.portal.com](https://azure.portal.com) with a user with admin rights > Select 'App registrations' from the menu.



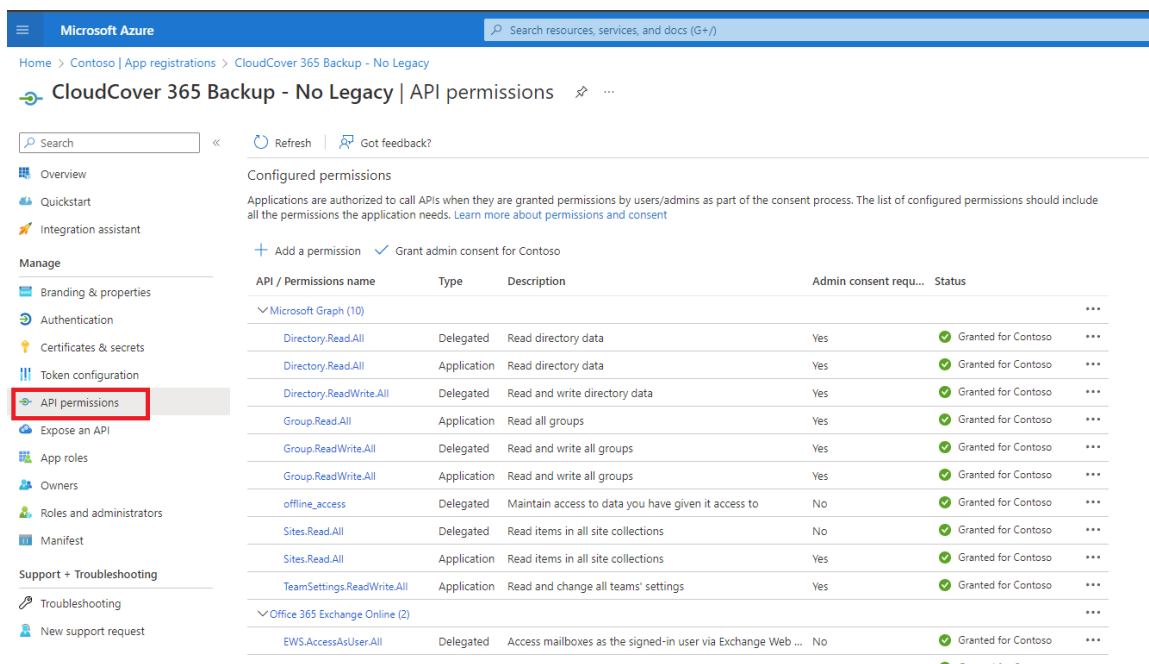
Select the CloudCover 365 application, this will be the one you submitted on your application form.



Select 'API permissions' from the menu.



This will give you a list of existing permissions and their status for the CloudCover 365 application.



Select 'Add a permission'

Microsoft Azure Search resources, services, and docs (G+)

Home > Contoso | App registrations > CloudCover 365 Backup - No Legacy

### CloudCover 365 Backup - No Legacy | API permissions

Search  Refresh Got feedback?

- Overview
- Quickstart
- Integration assistant
- Manage
  - Branding & properties
  - Authentication
  - Certificates & secrets
  - Token configuration
  - API permissions**
  - Expose an API
  - App roles
  - Owners

Configured permissions

Applications are authorized to call APIs when they are granted permissions by users/admins as part of the consent process. The list of configured permissions should include all the permissions the application needs. [Learn more about permissions and consent](#)

**+ Add a permission**  Grant admin consent for Contoso

API / Permissions name	Type	Description	Admin consent requ...	Status
Microsoft Graph (10)				
Directory.Read.All	Delegated	Read directory data	Yes	Granted for Contoso
Directory.Read.All	Application	Read directory data	Yes	Granted for Contoso
Directory.ReadWrite.All	Delegated	Read and write directory data	Yes	Granted for Contoso
Group.Read.All	Application	Read all groups	Yes	Granted for Contoso
Group.ReadWrite.All	Delegated	Read and write all groups	Yes	Granted for Contoso
Group.ReadWrite.All	Application	Read and write all groups	Yes	Granted for Contoso


From 'Microsoft APIs' select 'Microsoft Graph'

### Request API permissions


Select an API

**Microsoft APIs** APIs my organization uses My APIs


Commonly used Microsoft APIs




**Microsoft Graph**  
Take advantage of the tremendous amount of data in Office 365, Enterprise Mobility + Security, and Windows 10. Access Azure AD, Excel, Intune, Outlook/Exchange, OneDrive, OneNote, SharePoint, Planner, and more through a single endpoint.




**Azure Rights Management Services**  
Allow validated users to read and write protected content




**Azure Service Management**  
Programmatic access to much of the functionality available through the Azure portal




**Dynamics CRM**  
Access the capabilities of CRM business software and ERP systems




**Flow Service**  
Embed flow templates and manage flows




**Intune**  
Programmatic access to Intune data




**Office 365 Management APIs**  
Retrieve information about user, admin, system, and policy actions and events from Office 365 and Azure AD activity logs




**OneNote**  
Create and manage notes, lists, pictures, files, and more in OneNote notebooks




**Power BI Service**  
Programmatic access to Dashboard resources such as Datasets, Tables, and Rows in Power BI




**SharePoint**  
Interact remotely with SharePoint data



**Skype for Business**  
Integrate real-time presence, secure messaging, calling, and conference capabilities



**Universal Print**  
Programmatic access to create and manage printer and print job resources



**Yammer**  
Access resources in the Yammer web interface (e.g. messages, users, groups etc.)


Select 'Application permissions'

## Request API permissions ×

[← All APIs](#)



Microsoft Graph

<https://graph.microsoft.com/> [Docs](#) 

What type of permissions does your application require?

### Delegated permissions

Your application needs to access the API as the signed-in user.

### Application permissions

Your application runs as a background service or daemon without a signed-in user.

You can then either scroll through the available permissions or use the search function to locate 'ChannelMessage.Read.All' under the 'ChannelMessage' drop down, tick the check box and then select 'Add permissions'.

## Request API permissions ×

[← All APIs](#)



Microsoft Graph

<https://graph.microsoft.com/> [Docs](#) [↗](#)

What type of permissions does your application require?

**Delegated permissions**

Your application needs to access the API as the signed-in user.

**Application permissions**

Your application runs as a background service or daemon without a signed-in user.

Select permissions [expand all](#)

×

Permission	Admin consent required
> Channel	
> ChannelMember	
✓ ChannelMessage (1) <ul style="list-style-type: none"> <li style="border: 2px solid red; padding: 2px;"> <input checked="" type="checkbox"/> ChannelMessage.Read.All ⓘ                          Read all channel messages <span style="float: right;">Yes</span> </li> <li> <input type="checkbox"/> ChannelMessage.UpdatePolicyViolation.All ⓘ                          Flag channel messages for violating policy <span style="float: right;">Yes</span> </li> </ul>	
> ChannelSettings	
> Chat	
> ChatMember	
> ChatMessage	

Add permissions

Discard

'ChannelMessage.Read.All' will appear on the existing permissions list, it will not have a green tick until it has been granted.

Microsoft Azure | Search resources, services, and docs (G+)

Home > Contoso > App registrations > CloudCover 365 Backup - No Legacy

### CloudCover 365 Backup - No Legacy | API permissions

Search | Refresh | Got feedback?

**Warning:** You are editing permission(s) to your application, users will have to consent even if they've already done so previously.

Configured permissions

Applications are authorized to call APIs when they are granted permissions by users/admins as part of the consent process. The list of configured permissions should include all the permissions the application needs. [Learn more about permissions and consent](#)

+ Add a permission | Grant admin consent for Contoso

API / Permissions name	Type	Description	Admin consent requ...	Status
Microsoft Graph (11)				
ChannelMessage.Read.All	Application	Read all channel messages	Yes	Not granted for Contoso
Directory.Read.All	Delegated	Read directory data	Yes	Granted for Contoso
Directory.Read.All	Application	Read directory data	Yes	Granted for Contoso
Directory.ReadWrite.All	Delegated	Read and write directory data	Yes	Granted for Contoso
Group.Read.All	Application	Read all groups	Yes	Granted for Contoso
Group.ReadWrite.All	Delegated	Read and write all groups	Yes	Granted for Contoso
Group.ReadWrite.All	Application	Read and write all groups	Yes	Granted for Contoso
offline_access	Delegated	Maintain access to data you have given it access to	No	Granted for Contoso
Sites.Read.All	Delegated	Read items in all site collections	No	Granted for Contoso

With 'ChannelMessage.Read.All' selected, press 'Grant admin consent for [your org name]', then 'Yes' to the confirmation.

Microsoft Azure | Search resources, services, and docs (G+)

Home > Contoso > App registrations > CloudCover 365 Backup - No Legacy

### CloudCover 365 Backup - No Legacy | API permissions

Search | Refresh | Got feedback?

**Grant admin consent confirmation.**

Do you want to grant consent for the requested permissions for all accounts in Contoso? This will update any existing admin consent records this application already has to match what is listed.

+ Add a permission | Grant admin consent for Contoso

API / Permissions name	Type	Description	Admin consent requ...	Status
Microsoft Graph (11)				
ChannelMessage.Read.All	Application	Read all channel messages	Yes	Not granted for Contoso
Directory.Read.All	Delegated	Read directory data	Yes	Granted for Contoso
Directory.Read.All	Application	Read directory data	Yes	Granted for Contoso
Directory.ReadWrite.All	Delegated	Read and write directory data	Yes	Granted for Contoso
Group.Read.All	Application	Read all groups	Yes	Granted for Contoso
Group.ReadWrite.All	Delegated	Read and write all groups	Yes	Granted for Contoso
Group.ReadWrite.All	Application	Read and write all groups	Yes	Granted for Contoso
offline_access	Delegated	Maintain access to data you have given it access to	No	Granted for Contoso
Sites.Read.All	Delegated	Read items in all site collections	No	Granted for Contoso

The 'ChannelMessage.Read.All' permission will now show as granted on the list.

Microsoft Azure Search resources, services, and docs (G+)

Home > Contoso | App registrations > CloudCover 365 Backup - No Legacy

CloudCover 365 Backup - No Legacy | API permissions ✎ ...

Search Refresh Got feedback?

Overview  
Quickstart  
Integration assistant

**Manage**

- Branding & properties
- Authentication
- Certificates & secrets
- Token configuration
- API permissions**
- Expose an API
- App roles
- Owners
- Roles and administrators
- Manifest

Support + Troubleshooting

**Configured permissions**

Applications are authorized to call APIs when they are granted permissions by users/admins as part of the consent process. The list of configured permissions should include all the permissions the application needs. [Learn more about permissions and consent](#)

+ Add a permission ✓ Grant admin consent for Contoso

API / Permissions name	Type	Description	Admin consent requ...	Status
<span style="font-size: 0.8em;">Microsoft Graph (11)</span> <span style="float: right;">...</span>				
ChannelMessage.Read.All	Application	Read all channel messages	Yes	<span style="color: green;">✔</span> Granted for Contoso <span style="float: right;">...</span>
Directory.Read.All	Delegated	Read directory data	Yes	<span style="color: green;">✔</span> Granted for Contoso <span style="float: right;">...</span>
Directory.Read.All	Application	Read directory data	Yes	<span style="color: green;">✔</span> Granted for Contoso <span style="float: right;">...</span>
Directory.ReadWrite.All	Delegated	Read and write directory data	Yes	<span style="color: green;">✔</span> Granted for Contoso <span style="float: right;">...</span>
Group.Read.All	Application	Read all groups	Yes	<span style="color: green;">✔</span> Granted for Contoso <span style="float: right;">...</span>
Group.ReadWrite.All	Delegated	Read and write all groups	Yes	<span style="color: green;">✔</span> Granted for Contoso <span style="float: right;">...</span>
Group.ReadWrite.All	Application	Read and write all groups	Yes	<span style="color: green;">✔</span> Granted for Contoso <span style="float: right;">...</span>
offline_access	Delegated	Maintain access to data you have given it access to	No	<span style="color: green;">✔</span> Granted for Contoso <span style="float: right;">...</span>